



Jordan
MANUFACTURING COMPANY, INC.

After 34 years we're just getting started



Welcome to Jordan Manufacturing!

Jordan Manufacturing Company, Inc. is a family owned and operated business located in Monticello, IN. We began our production season in our brand new facility in January of 2007. Our innovative replacement cushion program has been expanded with our new state-of-the-art equipment. Our customers are the ultimate judge of our products and they have proven their loyalty since 1975.

Contents

The following pages will describe:

- | Our Pet Bed Features and Fabrication Terminology
- | The Yuppy Pet Bed Lineup
- | Mechandising Assistance
- | Jordan Manufacturing Contact Information

YUPPY PET BED FEATURES AND FABRICATI ON TERMI NOLOGY

This is a list of some of the features and descriptions we offer with our pet beds such as zippers, high quality filling, and different types of edge styles.



Box Edged

Box edges are made up of several different pieces of fabric. A top, bottom and side layer come together to form box edges. Some have piping at the top and bottom as shown here.



Zippers

In some pet beds there may also be zippers. The zippers are made out of rust resistant materials and are covered with a small flap of matching fabric. This helps to hide and protect the zipper.



Knife Edged

This type of edging results in a top and bottom layer of fabric coming together as one. This could resemble a pancake as the middle of the cushion may be thicker and more narrow towards the edges.



Pet Bed Filling

We use two different types of filling for our pet beds that we produce on location. For some beds, we use a shredded and blown polyester fiber filling. This filling has the appearance of cotton, but has a much slicker feel to it. A bed filled with shredded or blown fiber, achieves a "fluffy" result. Pet beds that require firmness use a layered poly fiber fill. This fiber is produced in different thickness and is stuffed into the bed until the desire firmness is achieved.




French Edged


This edging is a mixture of the box edged and knife edged cushion. Although there are only 2 layers of fabric, the corners are pleated to create a "boxy" look on a finished cushion.









The yuppy pet bed collection


| Product Illustration | Approx. Size | Item # | Case Pack | Carton | Cubes | Approx. Weight | Description |
|--|--------------------|--------|-----------|-------------------|-------|----------------|--|
|  | 24" Dia. X 6" High | KRN24 | 6 | 24" X 24" X 32.5" | 11 | 24 | PROMOTIONAL ROUND KNIFE EDGE PET BED High quality outer cover made from assorted polycotton or upholstered fabrics makes for a high-value / low cost-bed. Polyester filled. Knife edge. No zipper. Full color hang tag. |
| | 30" Dia. X 6" High | KRN30 | 6 | 24" X 24" X 32.5" | 11 | 29 | |
| | 36" Dia. X 6" High | KRN36 | 6 | 21" X 30" X 44" | 16 | 34 | |
| | 42" Dia. X 6" High | KRN42 | 6 | 21" X 30" X 44" | 16 | 39 | |
| | 50" Dia. X 6" High | KRN50 | 6 | 21" X 30" X 44" | 16 | 45 | |






| | | | | | | | |
|--|--------------------|-------|---|-------------------|----|----|---|
|  | 24" Dia. X 6" High | KRZ24 | 6 | 24" X 24" X 32.5" | 11 | 24 | PROMOTIONAL ROUND KNIFE EDGE ZIPPERED PET BED Polyester fiber filled, knife edge with zipper. Removable insert allows for outer cover to be machine washable. Assorted polycotton or upholstered fabric patterns. Washable. Full color hang tag. |
| | 30" Dia. X 6" High | KRZ30 | 6 | 24" X 24" X 32.5" | 11 | 29 | |
| | 36" Dia. X 6" High | KRZ36 | 6 | 21" X 30" X 44" | 16 | 34 | |
| | 42" Dia. X 6" High | KRZ42 | 6 | 21" X 30" X 44" | 16 | 39 | |
| | 50" Dia. X 6" High | KRZ50 | 6 | 21" X 30" X 44" | 16 | 45 | |


| | | | | | | | |
|--|--------------------|---------|---|-------------------|----|----|---|
|  | 24" Dia. X 6" High | KRZ24-S | 6 | 24" X 24" X 32.5" | 11 | 24 | ROUND FLEECE KNIFE EDGE ZIPPERED PILLOW PET BED Polyester fiber filled, knife edge with zipper. Removable insert allows for outer cover topped with faux fleece to be machine washable. Assorted polycotton or upholstered fabric patterns. Washable. Full color hang tag. |
| | 30" Dia. X 6" High | KRZ30-S | 6 | 24" X 24" X 32.5" | 11 | 30 | |
| | 36" Dia. X 6" High | KRZ36-S | 6 | 21" X 30" X 44" | 16 | 36 | |
| | 42" Dia. X 6" High | KRZ42-S | 6 | 21" X 30" X 44" | 16 | 41 | |
| | 50" Dia. X 6" High | KRZ50-S | 6 | 21" X 30" X 44" | 16 | 48 | |


| Product Illustration | Approx. Size | Item # | Case Pack | Carton | Cubes | Approx. Weight | Description |
|--|---------------------|---------|-----------|-------------------|-------|----------------|---|
|  | 24" Dia. X 6" High | KRB24 | 6 | 24" X 24" X 32.5" | 11 | 33 | ROUND GUSSETED ZIPPERED PET BED This classic looking round pet bed comes in an assortment of upholstered or polycotton fabrics and designs. Piping found at the top and bottom to add to the attractive appearance. Zippered and removable insert allows for outer cover to be machine washed when needed. Comes with full color hang tag. |
| | 30" Dia. X 6" High | KRB30 | 6 | 24" X 24" X 32.5" | 11 | 40 | |
| | 36" Dia. X 6" High | KRB36 | 6 | 21" X 30" X 44" | 16 | 48 | |
| | 42" Dia. X 6" High | KRB42 | 6 | 21" X 30" X 44" | 16 | 55 | |
| | 50" Dia. X 6" High | KRB50 | 6 | 21" X 30" X 44" | 16 | 65 | |
|  | 24" Dia. X 6" High | KRB24-S | 6 | 24" X 24" X 32.5" | 11 | 33 | ROUND FLEECE GUSSETED ZIPPERED PET BED The added benefit of fleece for looks and functionality enhances the value of the classic round pet bed. It comes in an assortment of upholstered or polycotton fabrics and designs. Piping found at the bottom to add to the attractive appearance. Outer cover is zippered for easy removal and it is washable. Comes with full color hang tag. |
| | 30" Dia. X 6" High | KRB30-S | 6 | 24" X 24" X 32.5" | 11 | 40 | |
| | 36" Dia. X 6" High | KRB36-S | 6 | 21" X 30" X 44" | 16 | 48 | |
| | 42" Dia. X 6" High | KRB42-S | 6 | 21" X 30" X 44" | 16 | 55 | |
| | 50" Dia. X 6" High | KRB50-S | 6 | 21" X 30" X 44" | 16 | 65 | |
|  | 15" X 18" X 5" High | KSC1518 | 6 | 14" X 25" X 25" | 5 | 12 | FLEECE FOAM PET BED Extra pet support with 2 inch foam shell around the sides, back, and base. Outside cover made with an assortment of upholstered or polycotton fabrics and designs. Inside is lined with faux fleece. Outer cover has elastic fit under the bottom and is removable for machine washing. Full color hang tag. |
| | 18" X 25" X 6" High | KSC1825 | 6 | 17.5" X 22" X 36" | 8 | 17 | |
| | 20" X 28" X 8" High | KSC2028 | 6 | 24" x 24" x 32.5" | 11 | 23 | |
| | 24" X 36" X 9" High | KSC2436 | 6 | 21" x 30" x 44" | 16 | 29 | |


| Product Illustration | Approx. Size | Item # | Case Pack | Carton | Cubes | Approx. Weight | Description |
|--|------------------------------------|----------|-----------|-------------------|-------|----------------|---|
|  | 15" X 18" X 5" High | KSP1518 | 6 | 14" X 25" X 25" | 5 | 14 | FLEECE LINED FOAM CUDDLER PET BED WITH CUSHION |
| | 18" X 25" X 6" High | KSP1825 | 6 | 17.5" X 22" X 36" | 8 | 19 | A 2 inch foam shell around the sides provides for additional pet support. Removable cushion made from assorted upholstery or polycotton fabric and filled with polyester fiber. No Zipper. The matching polycotton or upholstered outer cover is lined with fleece. The elastic fitting under the bottom allows for outer cover removal for washing as needed. Full color hang tag. |
| | 20" X 28" X 8" High | KSP2028 | 6 | 24" x 24" x 32.5" | 11 | 25 | |
| | 24" X 36" X 9" High | KSP2436 | 6 | 21" x 30" x 44" | 16 | 32 | |
| CUDDLER PET BED WITH FLEECE BOLSTER PET BED | | | | | | | |
|  | 15" Dia. X 7" High | KBC15 | 6 | 13" X 18" X 45" | 6 | 11 | Bolsters and cushion are filled with polyester fiber. Fabric is high quality assorted polycotton or upholstery material in a variety of patterns. No zipper. Full color hang tag. |
|  | 20" Dia. X 7" High | KBCP20 | 6 | 17.5" X 22" X 36" | 8 | 16 | CUDDLER PET BED WITH REMOVABLE AND REVERSIBLE CUSHION |
| | 26" Dia. X 9" High | KBCP26 | 6 | 21" x 30" x 44" | 11 | 22 | This comfy bucket pet bed is covered with assorted polycotton or upholstery fabric and filled with polyester fiber. Fabric matching cushion filled with blown polyester fiber and can be removed and reversed for fabric or fleece surface. Full color hang tag. |
| | 30" Dia. X 9" High | KBCP30 | 6 | 21" X 44" X 30" | 16 | 27 | |
| FLEECE DONUT PET BED WITH REVERSIBLE CUSHION | | | | | | | |
|  | 19" X 23" X 4" High | KDP1923 | 6 | 14" X 25" X 25" | 5 | 16 | The center cushion is removable and can be used as a separate pet bed. Cushion fabric is polycotton or upholstery material in an assortment of colors and patterns, filled with polyester fiber. Outer polyester filled ring is covered with fleece. No zipper. Full color hang tag. |
|  | CHAIR CUDDLER OPEN BOLSTER PET BED | | | | | | |
| | 20" x 28" X 8" High | KBLT2028 | 3 | 17.5" X 22" X 36" | 8 | 18 | This comfortable, bolstered pet bed is made of assorted plush upholstery or polycotton fabrics in a variety of colors and patterns. It is filled with polyester fiber. No zipper. Full color hang tag. |


| Product Illustration | Approx. Size | Item # | Case Pack | Carton | Cubes | Approx. Weight | Description |
|--|----------------------|------------|-----------|-------------------|-------|----------------|---|
|  | 22" x 22" X 6" High | KBT2222 | 6 | 17.5" X 22" X 36" | 8 | 19 | <p style="text-align: center;">CUDDLER PET BED WITH TIES</p> <p>Bolsters and cushion are filled with polyester fiber. Fabric is high quality assorted upholstery or polycotton material in a variety of patterns. No zipper. Full color hang tag.</p> |
|  | 33" x 42" X 13" High | KBLT3342-S | 1 | 24" X 24" X 32.5" | 11 | 10 | <p style="text-align: center;">LUXURY BOLSTER PET BED</p> <p>This comfortable, bolstered pet bed is made of assorted plush upholstery or polycotton fabrics in a variety of colors and patterns. 5" loft, Fleece topped resting area provides for more cushion and insulation in cold and drafty days. Zippered cover is removable for easy washing. It is filled with polyester fiber. Full color hang tag.</p> |
|  | 24" X 30" X 6" High | KCN2430 | 8 | 24" X 24" X 32.5" | 11 | 28 | <p style="text-align: center;">PROMOTIONAL PLUSH KNIFE EDGE PET BED</p> <p>This is a high quality low priced pet bed. It features assorted polycotton or upholstery fabric in a variety of colors and patterns. Polyfiber fill. Knife edge. No zipper. Full color hang tag.</p> |
| | 27" X 36" X 6" High | KCN2736 | 8 | 21" X 30" X 44" | 16 | 54 | |
| | 36" X 45" X 6" High | KCN3645 | 8 | 21" X 30" X 44" | 16 | 76 | |
|  | 24" X 30" X 6" High | KCZ2430 | 6 | 24" X 24" X 32.5" | 11 | 22 | <p style="text-align: center;">PROMOTIONAL KNIFE EDGE ZIPPERED PET BED</p> <p>Start your pet bed promo with this high interest - low priced pet bed. The knife edged, zippered assorted plush upholstery or polycotton cover can be removed for easy washing, filled with polyester fiber. Inner liner is removeable for ease of washing. Full color hang tag.</p> |
| | 27" X 36" X 6" High | KCZ2736 | 6 | 24" X 24" X 32.5" | 11 | 42 | |
| | 36" X 45" X 6" High | KCZ3645 | 6 | 21" X 30" X 44" | 16 | 58 | |
|  | 24" X 30" X 6" High | KCZ2430-S | 6 | 24" X 24" X 32.5" | 11 | 22 | <p style="text-align: center;">FLEECE KNIFE EDGED ZIPPERED PET BED</p> <p>One side is made of either polycotton or plush upholstery fabric in assorted patterns and other side is polyester fleece. Zipped outer cover allows for insert to be removed for ease of washing. Filled with polyester fiber. Full color hang tag.</p> |
| | 27" X 36" X 6" High | KCZ2736-S | 6 | 24" X 24" X 32.5" | 11 | 42 | |
| | 36" X 45" X 6" High | KCZ3645-S | 6 | 21" X 30" X 44" | 16 | 58 | |

| Product Illustration | Approx. Size | Item # | Case Pack | Carton | Cubes | Approx. Weight | Description |
|--|---------------------|------------|-----------|-------------------|-------|----------------|--|
|  | 27" X 36" X 6" High | KFZ2736 | 6 | 24" X 24" X 32.5" | 11 | 41 | FRENCH EDGE PET BED |
| | 30" X 40" X 6" High | KFZ3040 | 6 | 21" X 30" X 44" | 16 | 44 | The machine washable, upholstered or polycotton fabric cover is washable. Polyester filled insert can be removed from zippered cover. Assorted patterns and colors. Full color hang tag. |
| | 36" X 45" X 6" High | KFZ3645 | 6 | 21" X 30" X 44" | 16 | 58 | |
|  | 27" X 36" X 7" High | KFZ2736-S | 6 | 24" X 24" X 32.5" | 11 | 42 | FLEECE FRENCH EDGE PET BED |
| | 30" X 40" X 7" High | KFZ3040-S | 6 | 21" X 30" X 44" | 16 | 45 | Assorted patterns and colors of polycotton or upholstered fabric covers this appealing pet bed. Zippered to allow for easy cover removal and is machine washable. Polyester filled insert. Top is polyester fleece. Full color hang tag. |
| | 36" X 45" X 7" High | KFZ3645-S | 6 | 21" X 30" X 44" | 16 | 59 | |
|  | 27" X 36" X 7" High | KBZ2736-S | 6 | 24" X 24" X 32.5" | 11 | 44 | FLEECE BOX EDGE PET BED |
| | 30" X 40" X 7" High | KBZ3040-S | 6 | 21" X 30" X 44" | 16 | 48 | 5 inches of loft covered with upholstered or polycotton fabric in a variety of colors and patterns. The polyester fleece highlights one side of this popular pet bed. The zipper closure makes the cover easy to remove for washing. Inner liner filled with high quality polyester fiber. Full color hang tag. |
| | 36" X 45" X 7" High | KBZ3645-S | 6 | 21" X 30" X 44" | 16 | 63 | |
|  | 26" x 36" X 6" High | KWZ2636-S | 6 | 24" X 24" X 32.5" | 11 | 42 | DECO BOX PET BED |
| | | | | | | | This unique and functionally designed deco bed features 1 side of assorted polycotton or plush upholstered fabric and 1 side of soft polyester fleece. The zippered closure allows the inner liner to be removed for washing. The fill is polyester fiber. Full color hang tag. |
|  | | | | | | | FLEECE / FLEECE FASHION BOX EDGE PET BED |
| | 27" x 36" x 7" High | KBZ2736-SS | 6 | 24" X 24" X 32.5" | 11 | 45 | A 4" polycotton or plush upholstery fabric gusset highlights the polyester fleece found on both sides of this attractive pet bed. Gusset comes in a variety of colors and patterns. The zippered closure allows the inner liner to be removed for washing. Filled with high loft, high quality polyester fiber. Full color hang tag. |

| Product Illustration | Approx. Size | Item # | Case Pack | Carton | Cubes | Approx. Weight | Description |
|--|-----------------------|---------|-----------|-------------------|-------|----------------|--|
|  | 19" X 24" X 1.5" High | KMT1924 | 6 | 10.5" X 24" X 24" | 4 | 8 | PLUSH PET MAT Plush upholstery or polycotton fabric in assorted patterns and colors, filled with garneted polyester fiber and tape edging. Top stitched to hold the filler. No zipper. Washable. Full color hang tag. |
| | 25" X 35" X 1.5" High | KMT2535 | 6 | 14" X 25" X 25" | 5 | 13 | |
| | 36" X 50" X 1.5" High | KMT3650 | 6 | 24" X 24" X 32.5" | 11 | 22 | |

| | | | | | | | |
|--|-----------------------|---------|---|-------------------|----|----|--|
|  | 19" X 24" X 2.5" High | KMO1924 | 6 | 10.5" X 24" X 24" | 4 | 9 | ORTHOPEDIC PET MAT 2 inches of densified fiber matting provides outstanding support for the pet laying on this orthopedic mat. Assorted designs and colors in upholstered or polycotton fabrics. Zippered outer cover. Washable. Full color hang tag. |
| | 25" X 35" X 2.5" High | KMO2535 | 6 | 24" X 24" X 32.5" | 11 | 15 | |
| | 36" X 50" X 2.5" High | KMO3650 | 6 | 21" X 30" X 44" | 16 | 25 | |

| | | | | | | | |
|--|-----------------------|-----------|---|-------------------|----|----|---|
|  | 19" X 24" X 2.5" High | KMO1924-S | 6 | 10.5" X 24" X 24" | 4 | 9 | ORTHOPEDIC FLEECE PET MAT 2 inches of densified fiber matting provides outstanding support for the pet laying on this orthopedic mat. The fleece allows for additional cushion and insulation during colder temperatures. Assorted upholstered or polycotton fabrics and designs. Zippered outer cover. Washable. Full color hang tag. |
| | 25" X 35" X 2.5" High | KMO2535-S | 6 | 24" X 24" X 32.5" | 11 | 15 | |
| | 36" X 50" X 2.5" High | KMO3650-S | 6 | 21" X 30" X 44" | 16 | 25 | |

| FOLDING TRAVEL MAT | | | | | | | |
|---|----------------------------|---------|---|-----------------|---|---|--|
|  | 24" x 36" X 3" High (Open) | KTM2436 | 2 | 14" x 25" x 25" | 5 | 9 | This innovative travel mat, a compact 9" x 12" x 24" package for easy storage when not in use. When ready to use, it unfolds to a 24" x 36" pet mat with 2 inches of densified fiber. Assorted polycotton or upholstered fabrics and colors. Each section is zippered for ease of filler removal and it's washable. Full color hang tag. |
| | 9" X 12" X 24" (Closed) | | | | | | |

| POINT OF SALE MERCHANDISING TOOLS | | | | | | | |
|--|---|--|--|--|--|--|--|
|  | Our experienced and professional sales team can assist you in determining the best ways to maximize your sales. They are eager to be of service to you. | | | | | | |



1200 S. 6th St.
Monticello, IN 47960
800.328.6522 - Fax 574.583.6675

SALES
ext 3015
e-mail: pmj39@earthlink.net

SALES
Catalog and Specialty Accounts
ext 3007
e-mail: lbroe@earthlink.net

SALES
ext 3004
e-mail: jmckellie@earthlink.net

CUSTOMER SERVICE
ext 3021
e-mail: jmcbeth99@earthlink.net

WEST COAST OPERATIONS
925.437.1401
jmc-george999@earthlink.net
5400 Ontario Mills Parkway, Suite 400
Ontario, CA 91764
909.476.1413

YuppyPet.com